



KPS

Turbidity Meter

Applications

- Product monitoring
- CIP monitoring
- Phase break
- Detect filter breaks
- Monitor waste streams



Specifications - Overview

- Measuring range: 150 up to 4,000 NTU
- Linearity: $\pm 0.2\%$ of span
- Output: 4 to 20 mA
- Temperature range: 0 up to 100 °C
(intermittent up to +150 °C)
- Pressure: max. 14 bar
- CIP compatible
- meets requirements of the food industry

Description

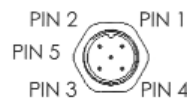
The turbidity sensor serves the optimizing of industrial production processes. The sensor detects and evaluates subtle changes in the product composition of various liquids.

The user receives an output signal of 4 to 20 mA in accordance with the degree of turbidity which may be used for process control.

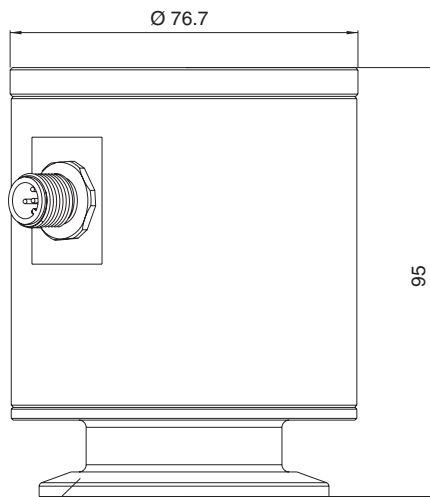
Thanks to a great variety of process connectors the KPS may be used in various industrial sectors.

Technical Data

Measuring principle:	ultrared light scatter
Measuring range:	150 up to 4,000 NTU
Linearity:	±0.2% of span
Repeatability:	±1 % of span
Output signal:	4 up to 20 mA
Pressure:	max. 14 bar
Temperature:	constant: 0 up to 100°C, intermittent: up to 150 °C
Materials:	housing and connector: stainless steel SS316L lense: sapphire lense seal: FDA-approved silicone rubber
Connector:	tri-clamp, dairy fittings or VARIVENT®
Power consumption:	0.45 W
Supply voltage:	15 up to 24 VDC
Electrical connection:	5-pin plug 1 = -Iout 2 = +Iout 3 = +UB 15–24 V DC 4 = -UB 5 = nc
Protection class:	IP 67/NEMA 6
Approval:	3-A sanitary standards
Weight:	approx. 1.4 kg



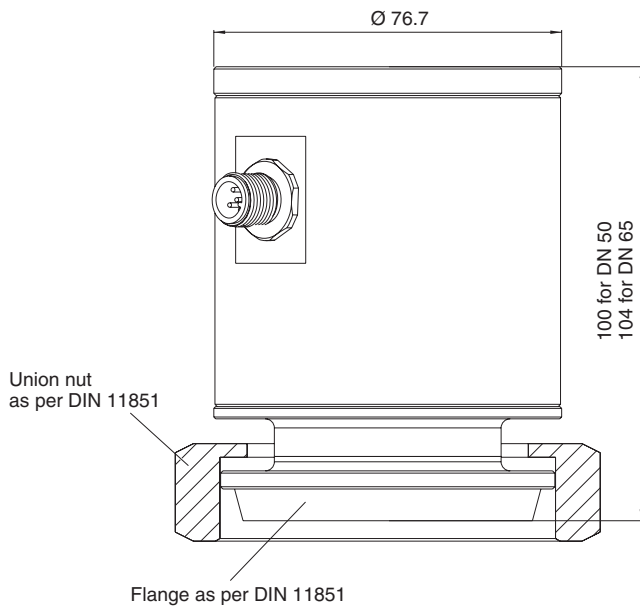
Dimensions in mm (tri-clamp)



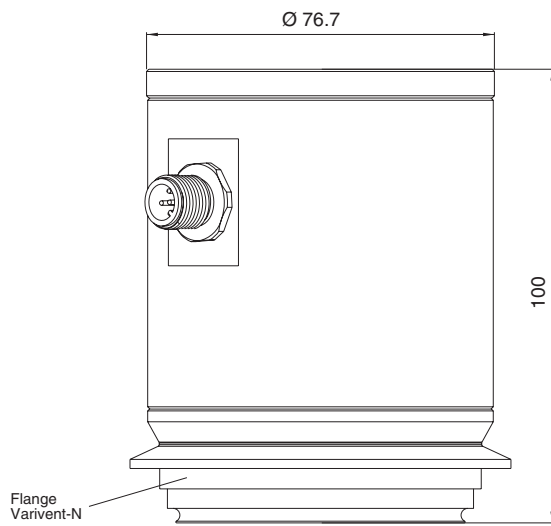
Type	Ø FT-flange
KPS 1.5	50.4 mm
KPS 2.0	63.9 mm
KPS 2.5	77.4 mm
KPS 3.0	90.9 mm

FT-flange as per DIN 32676

Dimensions in mm (dairy fittings)



Dimensions in mm (Varivent®)



Subject to change without notice, Zi Rev. 001/08/07

[Internet
http://www.kem-kueppers.com](http://www.kem-kueppers.com)



Küppers Elektromechanik GmbH

Flow Meters and Electronics: Design • Manufacture • Distribution